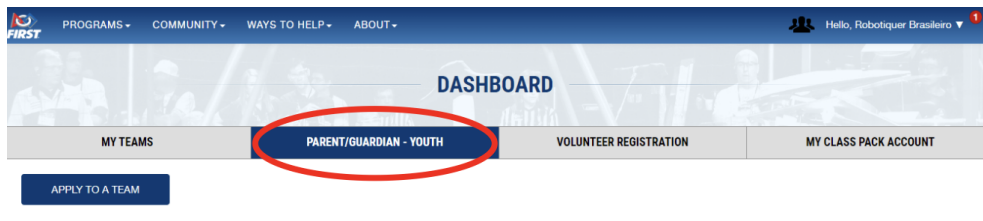


# Como criar conta como pai de estudante

Este documento foi desenvolvido em parceria com a equipe Under Control #1156.

## Como criar conta como pai de estudante

1. Acesse a conta de seu filho.
2. Acesse a aba “Parent/Guardian”.



### No Parent/Guardian

You are under 18 years old and require a Parent or Legal Guardian to manage the legal requirements on your behalf such as the Consent & Release form.  
Here you can invite and see the individual Parent or Legal Guardian that would then be associated with your *FIRST*® account.

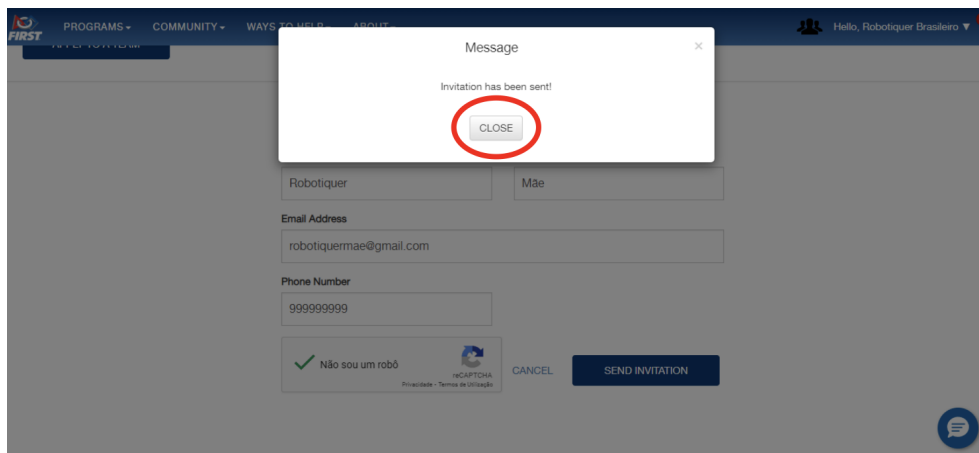
INVITE PARENT/GUARDIAN



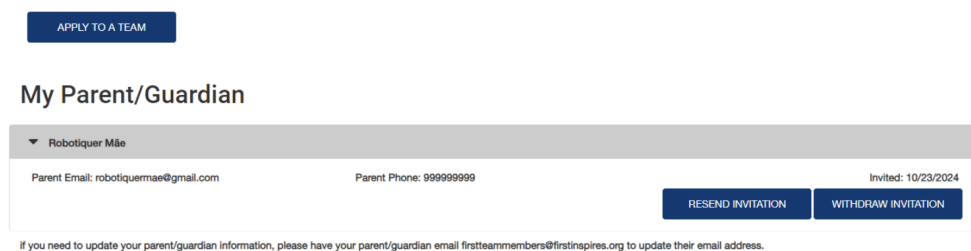
3. Clique em “invite parent/guardian”

INVITE PARENT/GUARDIAN

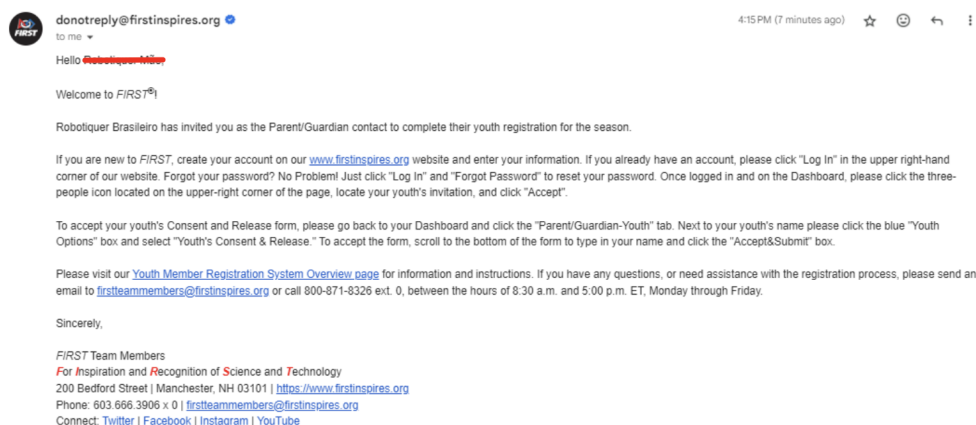
4. Preencha com seus dados e feche a mensagem.



5. Confirme na conta se seu pedido foi enviado.

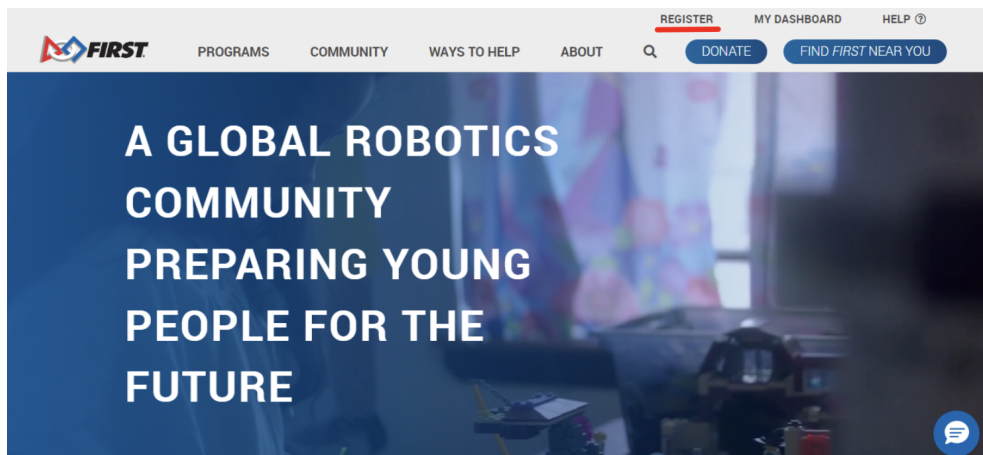


6. O responsável deve receber em seu email, usado antes, uma mensagem da FIRST.



7. Clique no link [www.firstinspires.org](https://www.firstinspires.org)

8. Clique em "register".



9. Crie a conta do responsável.
10. Complete com seus dados e clique em "register."

## Register your new *FIRST*® account

Please enter the information below to register a new account!

Creating an account gives you access to the *FIRST* Dashboard, where you can create a new team, accept an invitation to join a team as an administrator or mentor/coach, purchase a Class or School Pack, create an alumni profile, join the *FIRST* Mentor Network, and browse available event volunteer opportunities and roles. If you've already registered your email with *FIRST*, click "Log In" on the upper right of your screen.

Your Email *	<input type="text" value="robotiquermee@gmail.com"/>		
Your First Name *	<input type="text" value="Robotiquer"/>		
Your Last Name *	<input type="text" value="Mêe"/>		
Your Date of Birth *	<input type="text" value="October"/>	<input type="text" value="24"/>	<input type="text" value="1973"/>
Country *	<input type="text" value="Brazil"/>		

Notice to persons living outside the United States (US): *FIRST* provides Programs globally from our headquarters in Manchester, New Hampshire, in the US. If you choose to register with *FIRST* using this system, *FIRST* will store and process your personal data by transferring it to the US. We rely on your explicit affirmative consent as the lawful basis for this collection and transfer.

*FIRST* takes your privacy and the protection of your personal data seriously and offers residents from outside of the US similar protections to the GDPR and other comprehensive privacy laws as outlined in our [Privacy Policy](#). We feel it is important to inform you that there may be risks associated with any cross-border data transfer, and we encourage all participants to evaluate data privacy risks before using this system.

Password \*

Confirm Password \*

- Passwords must be at least 10 characters
- Passwords must have at least one non-alphanumeric character
- Passwords must have at least one number
- Passwords must have at least one lowercase character
- Passwords must have at least one uppercase character

Agreements\* ☒ I have read and agree to the [FIRST Privacy Policy](#)

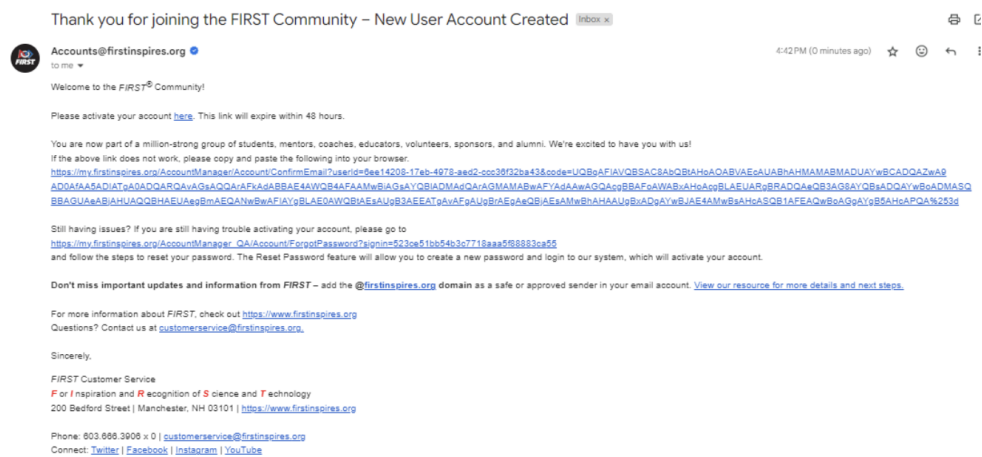


11. Após isso, você deve receber uma mensagem pedindo para você confirmar seu email.

## Confirm Your Email

Congratulations! Your account has been created! Please check your email to confirm your account so that you may log in!

12. Entre no email que foi utilizado para criar a conta, procure o email abaixo e clique em “here”.



13. Após isso, você será redirecionado. Clique em “click here to log in” e entre na sua conta de responsável.

## Email Confirmed

Thank you for confirming your email. Please [Click here to Log in](#)

14. Clique em “I Agree” para aceitar as Políticas da FIRST.

## FIRST Policies

---

### FIRST Privacy Notice

Below you will find a summary of the privacy practices of *FIRST*. You should read the full Privacy Policy, [available below](#), or just keep scrolling.

#### The mission of *FIRST*:

*FIRST* is a US-based youth serving non-profit organization. [Our mission](#) is to provide life-changing robotics programs that give young people the skills, confidence, and resilience to build a better world.

#### The data of minors:

To follow US and international law, we don't collect data directly from youth under the age of 13 and we don't allow them to create accounts on our websites. Youth ages 13-17 may submit data and create an account, but only with parental consent.

#### The data we collect:

---

I have read and consent to the FIRST Privacy Policy

I AGREE

15. Clique em “continue” para completar o seu perfil.

### Your User Profile Is Incomplete

Please complete your user profile

CONTINUE

16. Preencha com seus dados.

### Contact Information

All fields are required

Legal First Name ⓘ <input type="text" value="Robotiquer"/>	Legal Last Name <input type="text" value="Mõe"/>
Legal Middle Name (Optional) <input type="text"/>	Preferred First Name ⓘ <input type="text" value="Robotiquer"/>

Personal Pronouns ⓘ  
This field is OPTIONAL and may be seen across FIRST's systems, including but not limited to: parent accounts, rosters, and the Volunteer Management System.

Address Line 1

Address Line 2 (Optional)

Country <input type="text" value="Brazil"/>	Zip / Postal Code <input type="text" value="93525-080"/>
--	---

Email Address ⓘ

Alternate Email Address (optional)

Phone Number <input type="text" value="999999999"/>	Alternate Phone Number (optional) <input type="text"/>
--	---

Birth Date\*

<input type="text" value="October"/>	<input type="text" value="24"/>	<input type="text" value="1973"/>
--------------------------------------	---------------------------------	-----------------------------------

GO BACK
NEXT

17. Clique em “next” após terminar.
18. Clique em “continue” na mensagem que aparecer.
19. No canto superior direito clique no seu nome e no menu que aparecer clique em “my Roles/Invitations”.
20. Em Invites, clique em “accept”.

## Invites

### Parent / Guardian

Parent/Guardian Name: Robotiquer Mãe

Youth Name: Robotiquer Brasileiro

This is a parent/guardian invitation. Please choose the options below.

ACCEPT

DECLINE

## Accepted Roles

21. Se tudo ocorreu corretamente, mais abaixo a mesma página em “Parente/Guardian Rolês” deverá estar conforme a imagem abaixo.


## Parent/Guardian Roles


### Parent / Guardian

Options ▾

 Robotiquer Mãe

 robotiquermae@gmail.com

 Robotiquer Brasileiro

 robotiquerbr@gmail.com

Parabéns, você concluiu o tutorial!

Revisão #2

Criado 30 outubro 2024 17:41:34 por Team stemOS

Atualizado 31 outubro 2024 17:23:00 por Team stemOS