

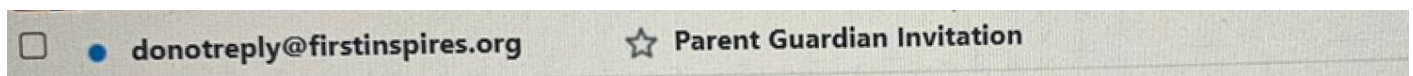
Como adicionar meu filho na equipe de robótica

Esse documento foi desenvolvido e disponibilizado pela equipe Atomiic #9110

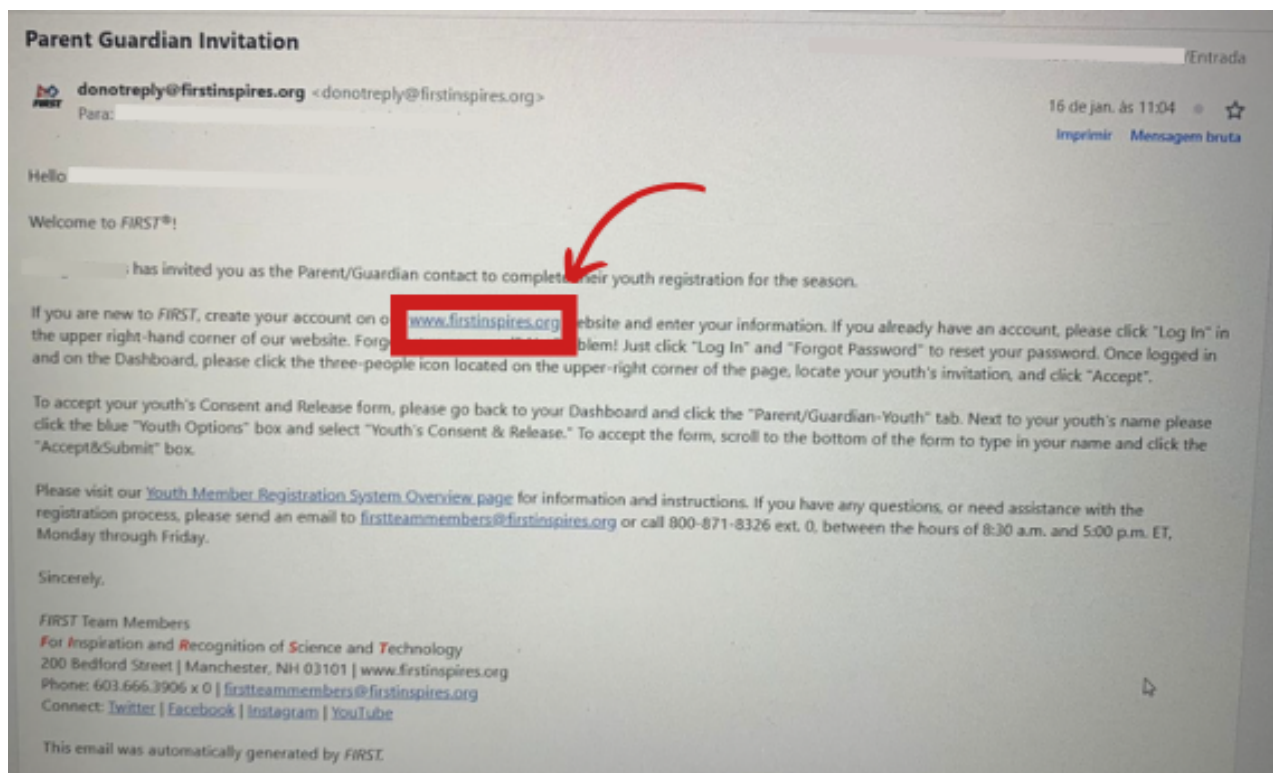
Esse tutorial tem o objetivo de orientar os pais e responsáveis dos integrantes das equipes *FIRST* no processo de preenchimento e assinatura do termo de responsabilidade, visto que os alunos são menores de idade.

A equipe precisa ter todos os alunos cadastrados e autorizados na plataforma oficial FIRST para ter acesso liberado a competição.

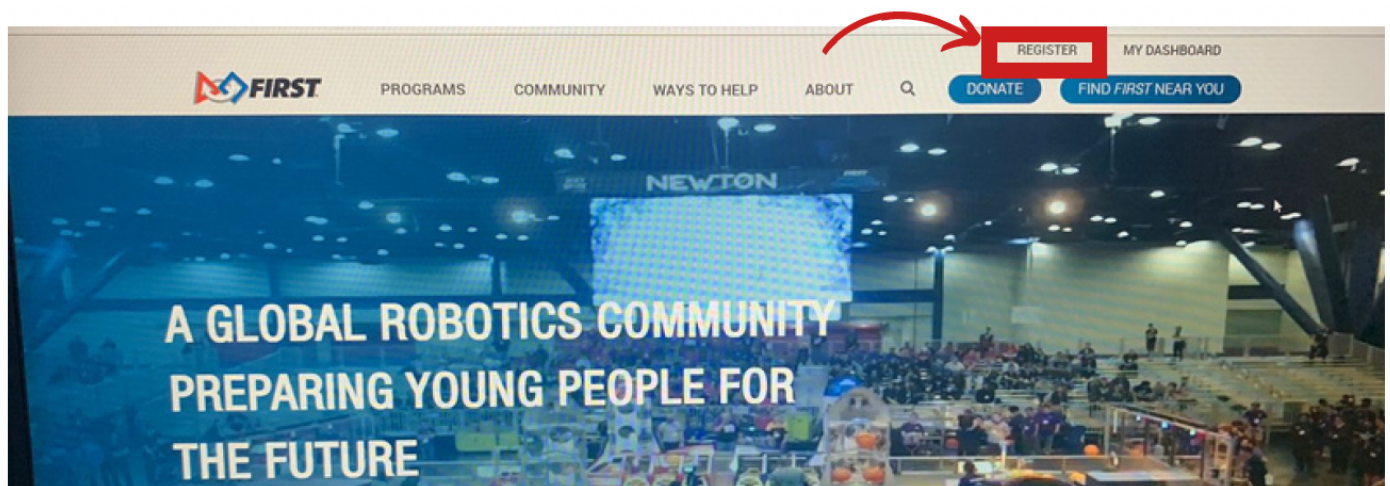
Passo 1: Verifique e localize a seguinte mensagem:



Passo 2: Abra a mensagem e clique no link indicado:



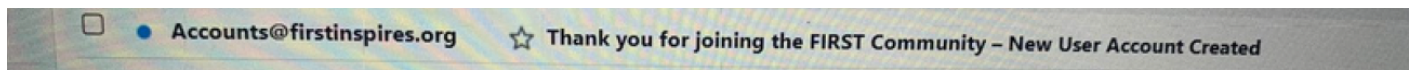
Passo 3: Clique em "REGISTER" para criar a sua conta no site oficial da *FIRST*:



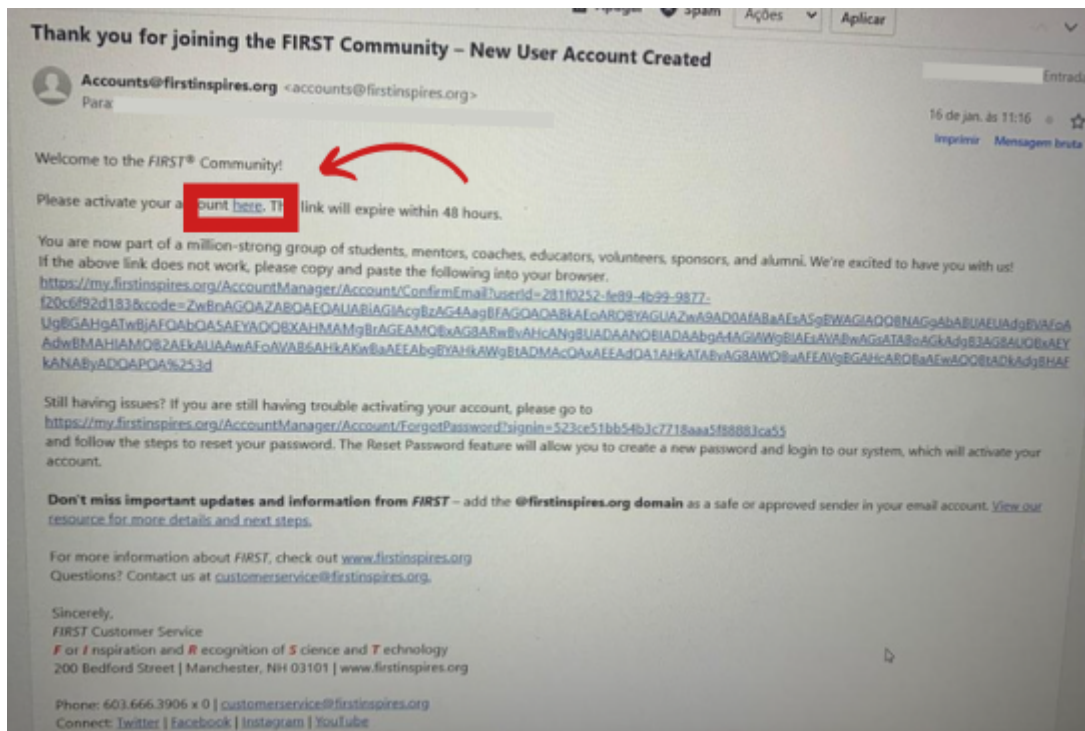
Passo 4: Coloque suas informações pessoais para fazer o cadastro:

A registration form with the following fields and labels: "Your Email *", "Your First Name *", "Your Last Name *", "Your Date of Birth*" (with three dropdown menus), "Country *" (with a "Select Country" dropdown), "Password *", and "Confirm Password *". Below the form, there are five bullet points detailing password requirements: "Passwords must be at least 10 characters", "Passwords must have at least one non-alphanumeric character", "Passwords must have at least one number", "Passwords must have at least one lowercase character", and "Passwords must have at least one uppercase character".

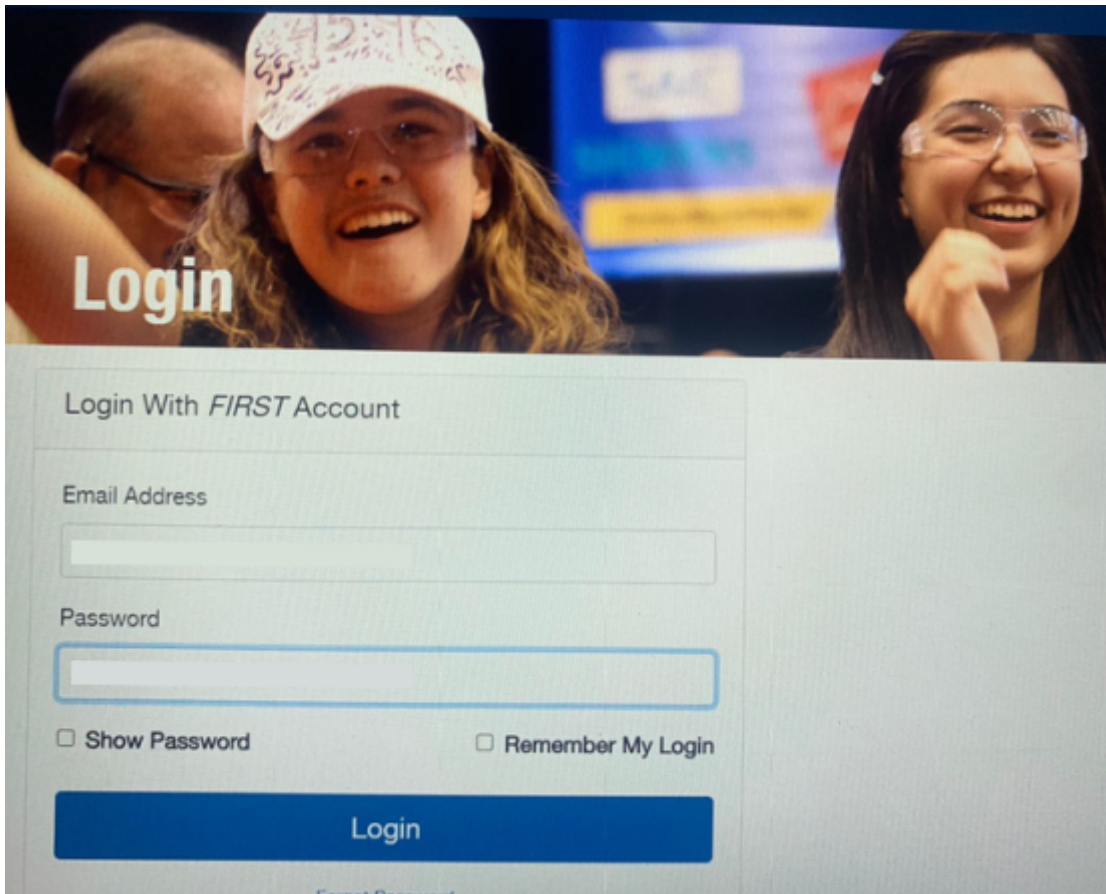
Passo 5: Em seguida, você receberá este e-mail para confirmação:



Passo 6: Abra a mensagem e clique no link indicado para confirmar a sua conta:



Passo 7: Faça o login com seus e-mail e senha cadastrados:



Passo 8: Aceite todos os termos:

FIRST Policies

Youth Protection Program

The purpose of the *FIRST*® Youth Protection Program is to provide coaches, mentors, event volunteers, employees, Program Delivery Partners, team members, parents, guardians of team members, and others working with *FIRST* programs with information, guidelines, and procedures to create safe environments for *FIRST* participants.

The *FIRST* Youth Protection Program sets minimum standards recommended for all *FIRST* activities. Adults working in *FIRST* programs must be knowledgeable of the standards set by the *FIRST* Youth Protection Program, as well as those set by the school or organization hosting their team.

I acknowledge that I am aware of the *FIRST* Youth Protection Program and agree to abide by the policies and standards set forth by *FIRST* Youth Protection.

I have read and consent to the FIRST Youth Protection Policy

I AGREE

Passo 9: Complete o seu perfil com as informações que faltam:

My Profile

Contact Information

All fields are required

Legal First Name ¹

Legal Last Name

Legal Middle Name (Optional)

Preferred First Name ¹

Personal Pronouns ¹

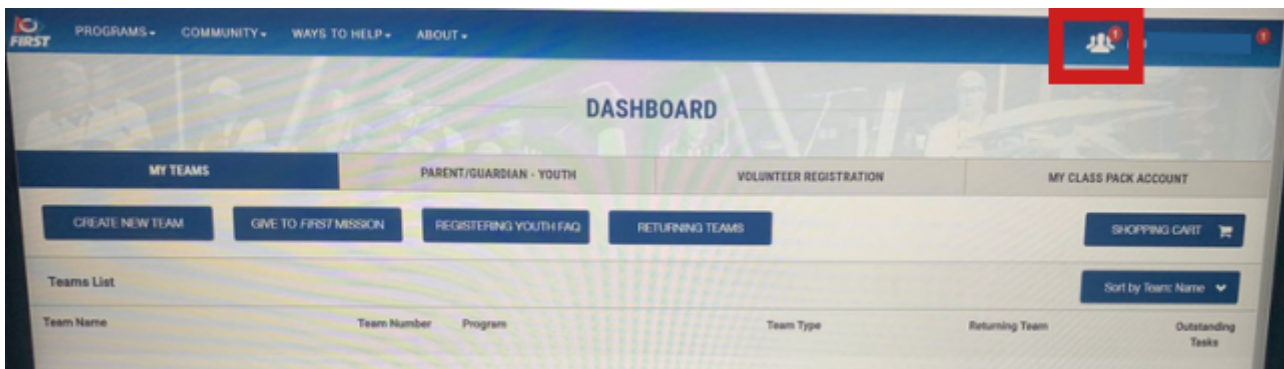
This field is OPTIONAL and may be seen across FIRST's systems, including but not limited to: parent accounts, rosters, and the Volunteer Management System.

Prefer Not To Answer

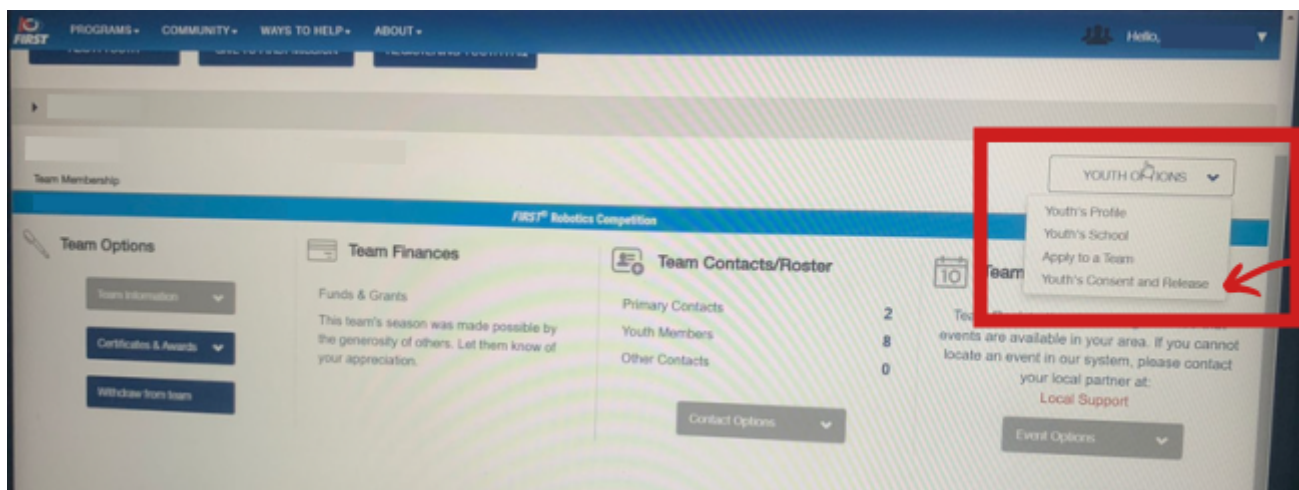
Address Line 1

Address Line 2 (Optional)

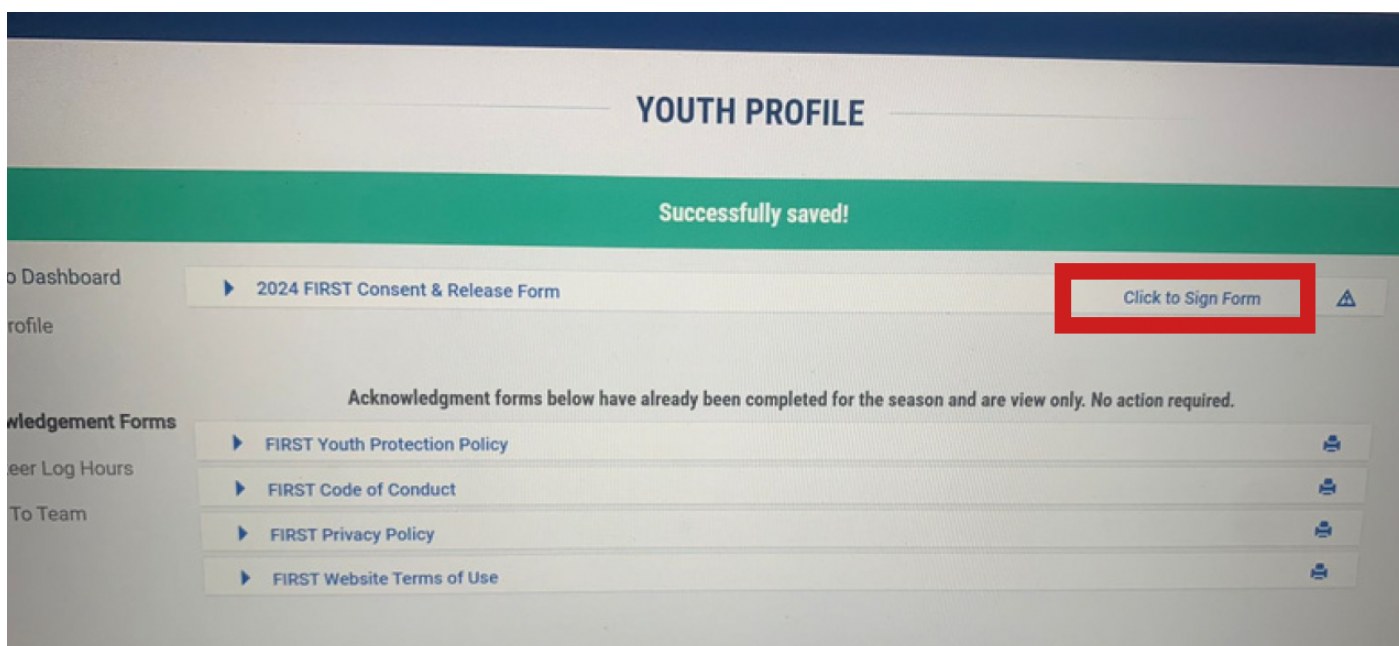
Passo 10: Volte para a página inicial, clique na notificação em vermelho e aceite o convite para ser o responsável pelo aluno:



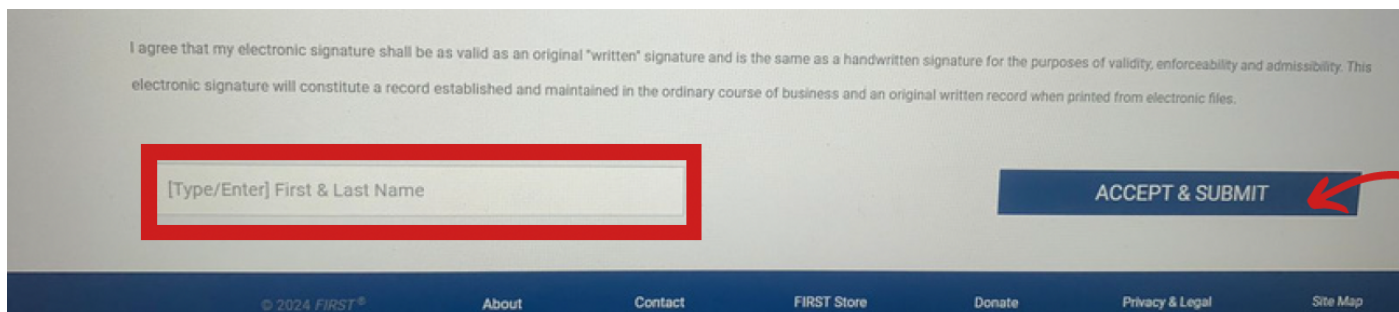
Passo 11: Após o convite, volte para a página inicial e clique neste menu suspenso "YOUTH OPTIONS". Em seguida clique em "YOUTH'S CONSENT AND RELEASE":



Passo 12: Clique em "CLICK TO SIGN THIS FORM":



Passo 13: Escreva seu nome e sobrenome no campo destacado e clique em "ACCEPT & SUBMIT":



E pronto!

A partir de agora o aluno está oficialmente cadastrado como membro da equipe.

Revisão #1

Criado 11 setembro 2024 18:05:14 por João Vitor Loeblein

Atualizado 11 setembro 2024 18:05:14 por João Vitor Loeblein